

JOINING THE EVENT

Things to Note Before Joining:

Supported Browsers:

It is highly recommended that you use a PC or laptop (Windows 10) or Mac (MacOS) to watch this event and not a mobile device.

You will need to join the event using one of the supported browsers:

CHROME, MICROSOFT EDGE or SAFARI (Firefox is also an option but not as reliable as Chrome)

Checks:

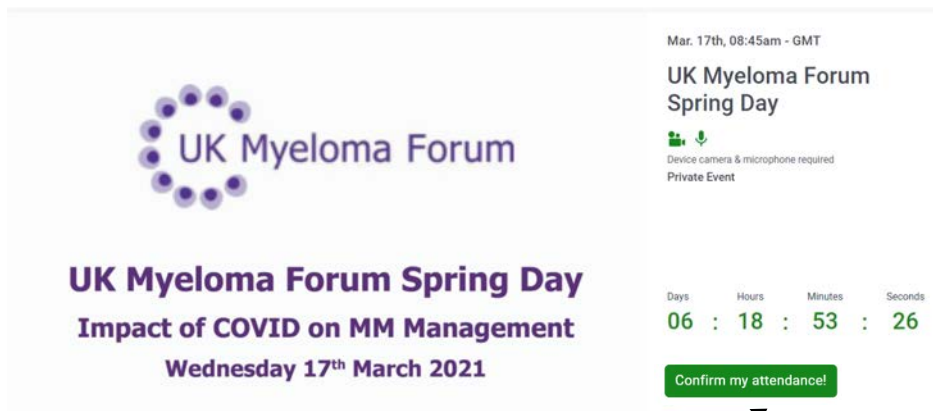
In advance of joining the event, please make sure that your camera, microphone, speakers and firewalls are working correctly and will allow you to access the platform.

This system checker link will do this for you: <https://onlinevirtualevents.org/systemCheck.html>

Unfortunately, it seems that some NHS Trust firewalls may block access to the platform. If this is the case, we hope that you can join from a personal computer or that your IT team can resolve the issue for you.

To Join:

From the link supplied, you will be directed to a landing page for the event which will look similar to this:



Before the meeting has started, you can confirm your attendance by following the “**Confirm my attendance**” link.

Once the countdown has reached zero, you will be able to **Join event now**:

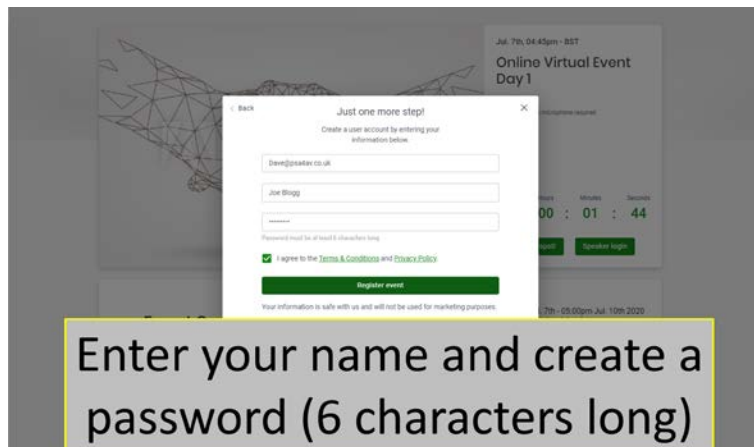


Required Information:

- **Email** - It is important that you use the same email address that you supplied when you registered for the meeting. For security purposes, the platform will not allow you to join with an alternative email.
- **Name** – Please use your full name here (FIRST NAME and SURNAME)


For representatives of the sponsoring companies, please add your company name in brackets following your surname.

- **Password** – You will need to create a password (this will be individual to yourself, so it is important to remember / make a note of this password)



Enter your name and create a password (6 characters long)

You will be taken through a quick tutorial and will then arrive in the networking area of the platform which will look something like this:



Please refer to the **Navigating the Platform** document for more information about the networking room.